

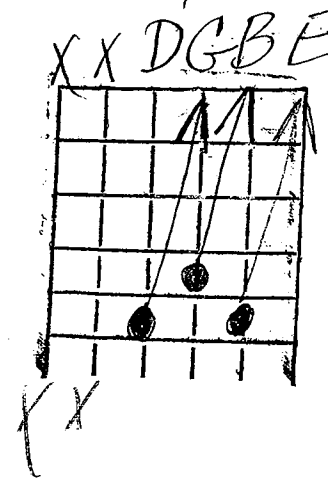
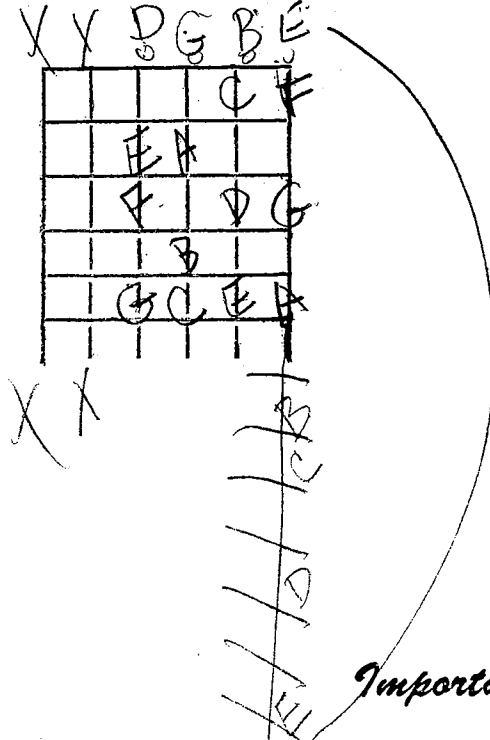
# UKULELE IKE

(CLIFF EDWARDS)

*Collection for the*  
**UKULELE**



MILLER MUSIC CORPORATION  
37 SEVENTH AVENUE • NEW YORK 17, N.Y.



*Important Note*

The arrangements in this collection are also adaptable for piano accordion, popular piano, guitar, saxophone, trumpet, clarinet and other instruments since all arrangements have the melody and chord symbols (in addition to the ukulele diagrams).

THE PUBLISHER

# UKULELE IKE

(CLIFF EDWARDS)

*collection for the*

# UKULELE

## *Contents*

✓ ALL I DO IS DREAM OF YOU .....	26
✓ AT SUNDOWN .....	56
✓ CHARMAINE .....	10
✓ DARKTOWN STRUTTERS' BALL, THE .....	64
✓ DIANE .....	52
✓ DON'T BLAME ME .....	24
✓ EVERYTHING I HAVE IS YOURS .....	38
✓ FIVE FOOT TWO, EYES OF BLUE .....	54
✓ HONEY .....	40
✓ I CRIED FOR YOU .....	18
✓ I'LL SEE YOU IN MY DREAMS .....	48
✓ I'M ALWAYS 'CHASING RAINBOWS .....	44
✓ I'M SORRY I MADE YOU CRY .....	50
✓ JA-DA .....	7
✓ JEANNINE (I Dream Of Lilac Time) .....	22
✓ JUNE NIGHT .....	16
✓ JUST YOU, JUST ME .....	36
✓ LINGER AWHILE .....	12
✓ MOON IS LOW, THE .....	32
✓ MY LITTLE GRASS SHACK IN KEALAKEKUA, HAWAII .....	41
✓ NO, NO, NORA .....	20
✓ ONCE IN A WHILE .....	62
✓ OVER THE RAINBOW .....	46
✓ PEG O' MY HEART .....	6
✓ RAMONA .....	14
✓ SINGIN' IN THE RAIN .....	4
✓ SLEEPY TIME GAL .....	60
✓ SUNDAY .....	58
✓ SWINGIN' DOWN THE LANE .....	8
✓ TOOT, TOOT, TOOTSIE! (Good-bye) .....	28
✓ WHEN YOU WORE A TULIP And I Wore A Big Red Rose .....	30
✓ YOU WERE MEANT FOR ME .....	34

PRICE **75¢** IN U.S.A.

Copyright 1949


**MILLER MUSIC CORPORATION**  
799 SEVENTH AVENUE • NEW YORK 19, N. Y.




## How To Hold The Ukulele

I have seen attempts, and I have made attempts to explain the holding of the ukulele by verbal expressions. I have always found these lacking in substance. This time I believe I have hit the method by the pictorial representations made on this page.

In this picture to the right, we are holding the ukulele (tuned in "D") for the "G 7th" chord. First, note the general position of the instrument, resting in the crook of the right arm and supported by the thumb and fingers of the left. The fingers of the playing hand are almost at right angles to the neck of the instrument, the thumb well in back. The thumb of the right hand is about to make a down stroke.



The "A 7th" chord is being played here. The hand is now turned as far as possible in alignment with the neck of the uke, so that the second finger (see following page — Fingers) is easily placed over the first. Here too, note the position of the right hand, held in readiness for strumming. Note that the nail of the index finger is against the first string, and in this way it will be drawn across the four strings in a quick, steady flick.



Here is the "C" Major chord, in which all four strings are brought into play. The feature of this picture is the position of the first finger, (index) holding down two strings at one time. See how it is bent at the first joint to make a flat surface, and to allow the other fingers free play across the finger board. The right hand is in position for an "up" or return stroke. This time the fleshy cushion of the finger is brought into contact with the strings.



These are three fair examples of how to make use of different positions of the hand in relation to the finger board to play certain type chords. Also, note the slope of the uke, and the looseness in which it is held.

Note: — This page, and the facing one, have been borrowed from "Hank's One Hour Course in Ukulele Playing"

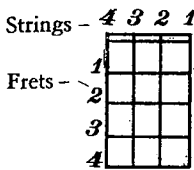
# How To Use The Ukulele



**TUNE THE UKE.** If you know music, tune it as indicated in the 'Tuning Diagram' (Tune Ukulele) at the beginning of each song. If you don't know music, hum the first four notes of "Say It With Music" and make the second string correspond with 'Say', third with 'It', fourth with 'With' and first with 'Mus.'

**YOUR FINGERS** will be designated as follows: the index finger of your left hand is '1', the middle finger is '2' and so '3' and '4'. The thumb is not used in playing.

**THE DIAGRAMMATIC METHOD** is simply this: Hold the uke in front of you, strings facing you. Then compare with this little diagram at the left. The vertical lines are the strings, 4, 3, 2 and 1. The horizontal lines represent the frets, 1, 2, 3, etc. The numbers below the diagrams indicate which fingers are to be used on each string. When a dot appears on the vertical line (as in song below), place the finger designated by the number below the diagram firmly upon that string, just a trifle removed from the desired fret. More than one dot so appearing means that so many fingers must be put in position simultaneously. The slanting lines after the diagrams indicate the number of beats (counts) that the chord is to be played.



**GETTING A SOUND** is not very difficult. Employ the index finger of your right hand to do the strumming. Refer to the correct positions portrayed on the facing page. Draw your finger down, quickly and firmly, over the four strings (using the nail of the finger). Do this to a steady time of one-, two-, three-, four-, and we are all ready to

## PLAY THIS DITTY.

Tune Ukulele

A D F# B

Gmaj	Cmaj	D7th	Gmaj
2 0 1 0	3 2 1 1	0 0 0 1	2 0 1 0

Three beats to a measure  
1-2-3 1-2-3

Bring back, bring back, bring back my Bon-nie to me, to me

Gmaj	Cmaj	D7th	Gmaj
2 0 1 0	3 2 1 1	0 0 0 1	2 0 1 0

Bring back, bring back, Oh! bring back my Bon-nie to me.

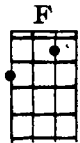
# Singin' In The Rain

Featured in the M-G-M Picture "HOLLYWOOD REVUE OF 1929"

Lyric by  
ARTHUR FREED

Music by  
NACIO HERB BROWN

Tune Ukulele  
G C E A.

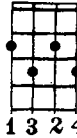


2 0 1 0

Chorus, Moderately


Musical staff with lyrics: I'm Sing - in' In The Rain, Just Sing - in' In The

Cdim



1 3 2 4

C7

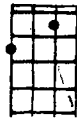


0 0 0 1

Musical staff with lyrics: Rain, What a glo - ri - ous feel - ing I'm hap - py a -

Musical staff with lyrics: gain, I'm laugh - ing at clouds so dark up a -

F



2 0 1 0

Musical staff with lyrics: bove, The sun's - in my heart - and I'm rea - dy for

Copyright 1929 Metro-Goldwyn-Mayer Corporation, New York, N. Y.  
 Copyright assigned 1932 to Robbins Music Corporation, 799 Seventh Avenue., New York, N. Y. for U. S. & Canada  
 International Copyright Secured  
 Made in U. S. A.  
 All Rights Reserved Including Public Performance For Profit  
 Any arrangement or adaptation of this composition without the consent of the owner is an infringement of copyright

love Let the storm - y clouds chase ev-'ry - one — from the

place, Come on — with the rain, I've a smile — on my

Cdim 1 3 2 4      C7 0 0 0 1

face I'll walk down the lane with a hap - py re -

frain, And sing - in' — just Sing - in' In — The

Rain. I'm Rain.

F 2 0 1 0      F 2 0 1 0

**MAY SINGHI BREEN NEW UKULELE METHOD**  
 FOR BEGINNERS AND ADVANCED STUDENTS  
 A complete course including these world-famous hits: DEEP PURPLE, MY BLUE HEAVEN, WONDERFUL ONE, BLUE MOON, OVER THE RAINBOW, IF I HAD YOU, FOREVER AND EVER, GOOD NIGHT SWEETHEART, PAGAN LOVE SONG, etc. Price 75c

Handwritten: 4/4

Handwritten: 4/4 TIME

# Peg O' My Heart

Words by ALFRED BRYAN

Music by FRED FISHER

Tune Ukulele  
F B $\flat$  D G

B $\flat$

0002

C7

1112

Chorus, Moderately

Peg O' My Heart I love you, Don't let us part,

F7 0213

I love you, I al-ways knew, It would be you,

B $\flat$  0002 E dim 1324 F7 0213 E dim 1324 F7 0213

Since I heard your lilt-ing laugh-ter, It's your I-rish heart I'm af-ter

B $\flat$  0002 C7 1112

Peg O' My Heart, Your glanc-es make my heart say "How's chanc-es?"

F7 0213 B $\flat$  0002 B $\flat$  0002

Come, be my own Come, make your home in my heart. heart.

Copyright 1913 Leo Feist, Inc., 799 Seventh Avenue, New York, N. Y.  
 Revised Edition Copyright 1921 Leo Feist, Inc., 799 Seventh Avenue, New York, N. Y.  
 Copyright renewal 1941 Leo Feist, Inc., 799 Seventh Avenue, New York, N. Y.  
 International Copyright Secured Made in U. S. A.  
 All Rights Reserved Including Public Performance For Profit  
 Any arrangement or adaptation of this composition without the consent of the owner is an infringement of copyright



# Ja - Da

Revised Lyric and Arrangement by  
NAN WYNN and KEN LANE

Words and Music by  
BOB CARLETON

Tune Ukulele

G C E A

F 2010 // // //

D7 2223 // // //

G7 0213 /

C7 0001 /

Chorus, With lots of Ja-Da

Ja - Da, — Ja - Da, — Ja - Da, Ja - Da, Jing, Jing,

F 2010 // // //

D7 2223 // // //

G7 0213 /

Jing, Ja - Da, — Ja - Da, — Ja - Da, Ja - Da, Jing, Jing,

C 0001 // // //

F 2010 /

D dim 1324 /

C7 0001 // // //

Jing, That's a fun - ny lit - tle bit o' mel - o - dy —

F 2010 /

D dim 1324 /

C7 0001 // // //

F 2010 // // //

It's so sooth - ing and ap - peal - ing to me, — It goes Ja - Da, —

D7 2223 // // //

G7 0213 /

C7 0001 /

F 2010 // // //

F 2010 // // //

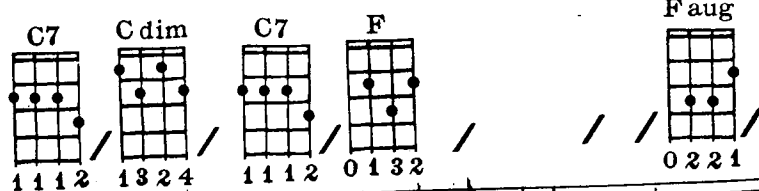
Ja - Da, — Ja - Da, Ja - Da, Jing, Jing, Jing. Jing.

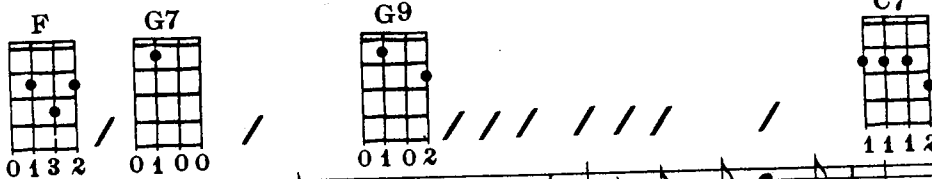
Copyright 1918 Leo Feist, Inc., New York 19, N. Y.  
Copyright renewal 1946 Leo Feist, Inc., New York 19, N. Y.  
Copyright 1939 Leo Feist, Inc., New York 19, N. Y.


International Copyright Secured  
All Rights Reserved Including Public Performance For Profit  
Any arrangement or adaptation of this composition without the consent of the owner is an infringement of copyright


Made in U. S. A.




  
 this when I'm all a - lone; \_\_\_\_\_ Whe the moon is on the


  
 rise, Hon-ey I'm so blue, \_\_\_\_\_ Watch-in' lov-ers mak - in'


  
 eyes Like we used to do, \_\_\_\_\_ When the moon is on the


  
 wane Still I'm wait-in' all in vain, Should be Swing-in' Down The


  
 Lane with you. \_\_\_\_\_ Ev-ry-bod-y you. \_\_\_\_\_

from the Picture "What Price Glory"

# Charmaine

by  
ERNO RAPEE  
and LEW POLLACK

Tune Ukulele  
F B $\flat$  D G

E $\flat$

2 0 1 0

Chorus, Slowly (with expression)

I wonder why you keep me wait

Fm7

0 2 1 1

ing, Charmaine cries in vain,

B $\flat$ 7

0 0 0 1

Fm7

0 2 1 1

B $\flat$ 7

0 0 0 1

Fm7

0 2 1 1

I wonder when blue-birds are mat

B $\flat$ 7

0 0 0 1

B $\flat$ aug

1 0 0 3

E $\flat$

2 0 1 0

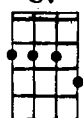
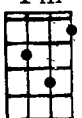
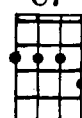
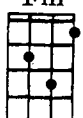
ing, Will you come back a gain,

Copyright 1926 Miller Music Corporation, 799 Seventh Avenue, New York, N. Y.  
International Copyright Secured  
All Rights Reserved Including Public Performance For Profit  
Made in U. S. A.  
Any arrangement or adaptation of this composition without the consent of the owner is an infringement of copyright

E.  Bbm6 

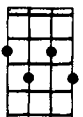
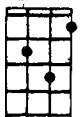
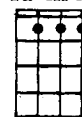
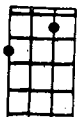
2010 1222

I won - der if I keep on pray - -

C7  Fm  C7  Fm 

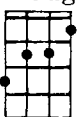
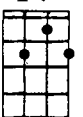
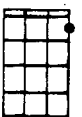
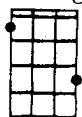
2223 0241 2223 0241

ing, will our dreams be the same. \_\_\_\_\_

G dim  Fm  Abm6  Eb 

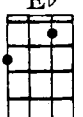
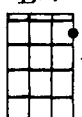
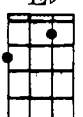
1324 0241 0111 2010

I won - der if you ev - er think of me,

C aug  F7  Bb7  Bb aug 

3221 0213 0001 1003

too, Char-maine's wait - ing, just wait - ing, for

Eb  Bb7  Eb 

1. 2010 0001 2. 2010

you. \_\_\_\_\_ I you. \_\_\_\_\_

**HITS FROM HAWAII FOR THE UKULELE**  
 with Words and Ukulele Chords  
 Contains 30 favorite songs including: ON THE BEACH AT WAIKIKI,  
 SONG OF OLD HAWAII, MY LITTLE GRASS SHACK, CORAL SEA,  
 MALIHINI MELE, LOVELY HULA HANDS, PAGAN LOVE SONG, etc.  
 Price 75c

# Linger Awhile

Words by  
HARRY OWENS

Music by  
VINCENT ROSE

Tune Ukulele

Chorus, Moderately

The stars shine a - bove you,

- Yet Lin - ger A - while;

- They whis - per "I love you,"

- So Lin - ger A - while,

Copyright 1923 Leo Feist, Inc., 799 Seventh Avenue, New York, N. Y.  
 Copyright renewal 1951 Leo Feist, Inc., 799 Seventh Avenue, New York, N. Y.  
 International Copyright Secured  
 Made in U. S. A.  
 All Rights Reserved Including Public Performance For Profit  
 Any arrangement or adaptation of this composition without the consent of the owner is an infringement of copyright

C7 Dm A7

and when you have gone a - way,

D7 G7

Each hour will seem a day,

Gm7 C7 F C7 F

I've some - thing to tell you,

Db7 C7

So Lin - ger A -

F C7 F

while. The while.

**MODERN UKULELE SOLOS—With Words**  
 A book containing a complete set of charts showing all chords in various positions. Each song is arranged as a solo with the uke playing complete melody and harmony. Includes: ROSE ROOM, CHARMAINE, SLEEP, I CRIED FOR YOU, DIANE, DO YOU EVER THINK OF ME, etc.  
 Price \$1.00

# Ramona

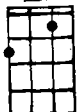
Lyric by  
L. WOLFE GILBERT

Music by  
MABEL WAYNE

Tune Ukulele

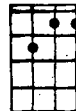
F B $\flat$  D G

E $\flat$




2010

Fm7



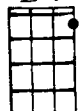
0211

Chorus, Slowly



Ra - mon - a, I hear the mis - sion bells a - bove,

B $\flat$ 7

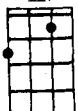


0001




Ra - mon - a, they're ring - ing out our song of

E $\flat$

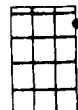


2010




love, I press you, ca - ress you, and

B $\flat$ 7

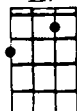


0001



bless the day you taught me to care, To al - ways re -

E $\flat$



2010



mem - ber the ram - bling rose you wear in your hair, Ra -

Copyright 1927 Leo Feist, Inc., 799 Seventh Avenue, New York, N. Y.

International Copyright Secured

Made in U. S. A.

All Rights Reserved Including Public Performance For Profit

Any arrangement or adaptation of this composition without the consent of the owner is an infringement of copyright